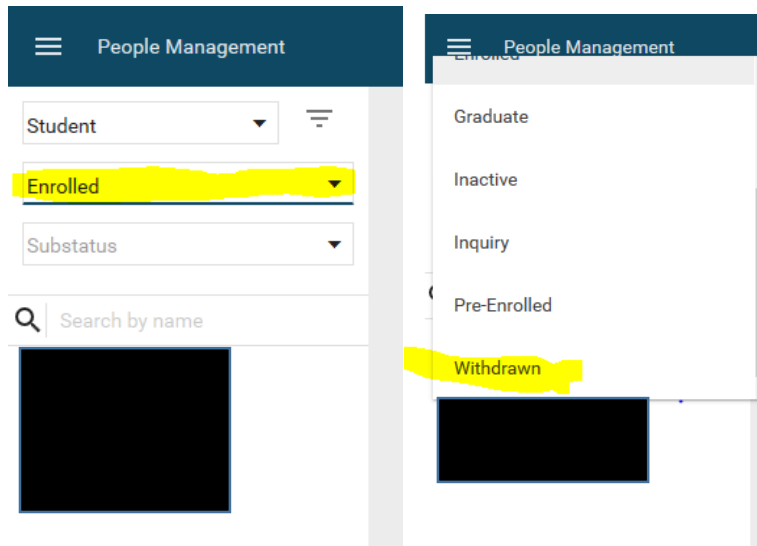
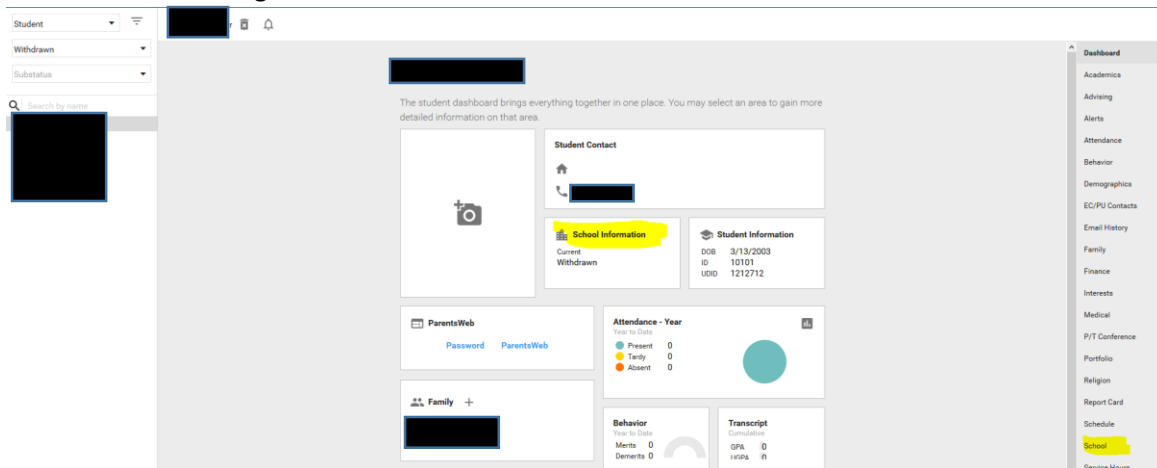


## How to Enroll a Former Student

1. Log on to RenWeb
2. Go to Main Menu – Select Students(NEW)
3. Filter by withdrawn students




4. Former Student will be listed. Select student to reenroll. Click on School Information or select school in the right menu.



5. Change current status to Enroll. Choose Grade Level and Save.

information.

Current School *	Shoreline Christian School	Next School	
Current Status *	Withdrawn	Next Status	Grade L...
Sub Status		Enrolled Date	Saturday, Aug 08, 2015
Placement		Graduation Date	Class Year
Student ID	10101	Withdraw Date	Friday, Jun 10, 2016
School UD ID	1212712	Withdraw Reason	Public school
Reenrollment Status		School Year	2017-2018



6. Don't forget to visit <http://dashboard.nadeducation.org> to add student to your student list.

Questions? Fawn Fahrner at 503-850-3551 or [fawn.fahrner@oc.npuc.org](mailto:fawn.fahrner@oc.npuc.org)