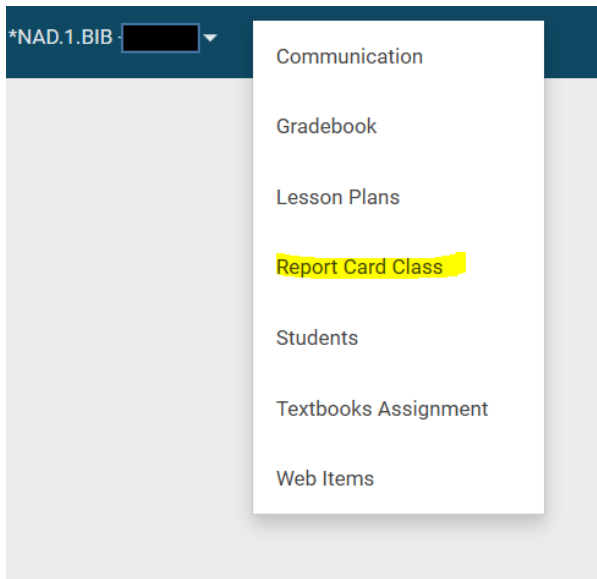
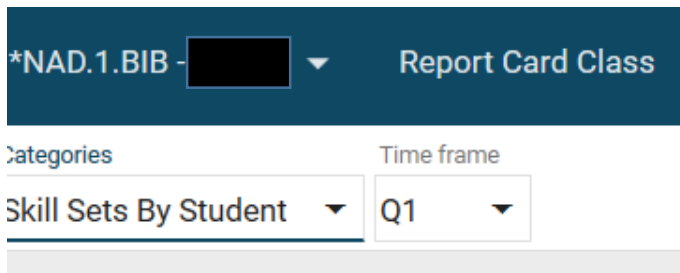


How to Copy Skill Sets to All Students

1. Log into RenWeb 1
2. Go to Classroom
3. Choose your class
4. Go to Report Card Class



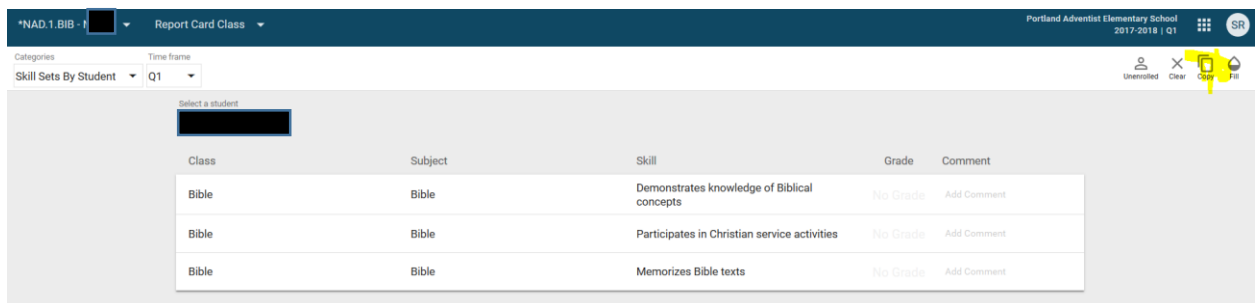
5. Choose Skill Sets by Student in the Categories Section



6. Enter the appropriate Skill Set Grades. View a report card to see what they are & mean

- a. Grades 1-2 (~ or +) and Grades 3-8 (~ , + or 1,2,3,4). ONLY THESE ARE ALLOWED.

7. Once skill set grades are entered select copy at the top to copy to ALL students in that class.



8. Select Copy to All students.
9. Repeat these steps with all of your classes.

Email or Call Fawn at fawn.fahrer@oc.npuc.org or 503-850-3551.