

FIRST AND SECOND GRADES

Grades 1 & 2 will have letter grades of:

E-Excellent

S- Satisfactory

N-Needs Improvement

Skill Sets need to be

~ Need for Improvement

+ Exemplary Progress

To Enter Grades

- Main Menu
- Academics
- Report Card Student
- Select Student
- Enter Grades-Click on where it says NO GRADE and enter letter grades there.
- DON'T FORGET TO SAVE WITH Orange BUTTON ON BOTTOM.



RenWeb DART Portal

Report Card Student

https://fb-or-client.renweb.com/renweb1/#/person/student/10141/reportcard/Grades/term/40

Search

Report Card Student

RW Super User | 2016-2017 | Q1

Enrolled

Options

Search by name

District Wide

Count = 35

Grades Q1

Print Show Unenrolled

1.2.ART - A	Display	0 Average	0 GPA	0 UGPA	Y Pass	Y Calc
1.2.BIB - A	No Grade Display	0 Average	0 GPA	No UGPA UGPA	N Pass	N Calc
1.2.HR - A	No Grade Display	0 Average	0 GPA	No UGPA UGPA	N Pass	N Calc
1.2.LA - A	No Grade Display	0 Average	0 GPA	No UGPA UGPA	N Pass	N Calc
1.2.MAT - A	No Grade Display	0 Average	0 GPA	No UGPA UGPA	N Pass	N Calc
1.2.MUS - A	No Grade Display	0 Average	0 GPA	No UGPA UGPA	N Pass	N Calc
1.2.PE - A	No Grade Display	0 Average	0 GPA	No UGPA UGPA	N Pass	N Calc
1.2.SCI - A	No Grade Display	0 Average	0 GPA	No UGPA UGPA	N Pass	N Calc
1.2.SS - A	No Grade Display	0 Average	0 GPA	No UGPA UGPA	N Pass	N Calc
1.2.TEC - A	No Grade Display	0 Average	0 GPA	No UGPA UGPA	N Pass	N Calc

Dashboard

Academics

Advising

Alerts

Attendance

Behavior

EC/PU Contacts

Demographics

Email History

Finance

Interests

Portfolio

P/T Conference

Religion

Report Card

Schedule

School

Service Hours

Transcript

Transportation

User Defined

SKILL SETS

- My Classroom
 - Select any 1.2 class

RenWeb DART Portal

My Classroom

https://fb-or-client.renweb.com/renweb1/#/Classes

Search

My Classroom

RW Super User | 2016-2017 | Q1

Filter By Term Q1

My Classes

All Q1 Classes

**TK HR - A
Homeroom

*NAD.K.HR - A
Homeroom

1.2.ART - A
Art

1.2.BIB - A
Bible

1.2.HR - A
Homeroom

1.2.LA - A
Language Arts

1.2.MAT - A
Math

1.2.MUS - A
Music

1.2.PE - A
Physical Education

1.2.SCI - A
Science

1.2.SS - A
Social Studies

1.2.TEC - A
Technology

3.8.ART - 3.4
Art

3.8.ART - 5.8
Art

3.8.BIB - 3.4
Bible

3.8.BIB - 5.8
Bible

3.8.HR - 3.4
Homeroom

3.8.HR - 5.8
Homeroom

3.8.LA - 3.4
Language Arts

3.8.LA - 5.8
Language Arts

3.8.MAT - 3.4
Math

3.8.MAT - 5.8
Math

3.8.MUS - 3.4
Music

3.8.MUS - 5.8
Music

3.8.PE - 3.4
Physical Education

3.8.PE - 5.8
Physical Education

3.8.SCI - 3.4
Science

3.8.SCI - 5.8
Science

3.8.SS - 3.4
Social Studies

3.8.SS - 5.8
Social Studies

3.8.TEC - 3.4
Technology

3.8.TEC - 5.8
Technology

- **Drop down to Report Card Class**

The screenshot shows the RenWeb DART Portal interface. A dropdown menu is open under '1.2 ART - A', with 'Report Card Class' highlighted. The main content area displays a 'Selection List' with 5 records and a 'Selected List' with 0 records. Below these lists are checkboxes for 'Student', 'Emergency Contact', 'Carbon Self', 'Custody', 'Financial Responsibility', 'Recipient Report', 'Correspondence', 'Pick Up', and 'Grandparent', 'Advisor'. There is also a 'From:' dropdown and a 'To Email(s):' text area. At the bottom, there is a 'Subject:' field and a rich text editor toolbar.

- **Drop down to Skill Sets**
- **DON'T FORGET TO SAVE WITH BLUE BUTTON ON RIGHT BOTTOM**

The screenshot shows the RenWeb DART Portal interface. A dropdown menu is open under '1.2 ART - A', with 'Report Card Class' selected. The main content area displays a table with student information and academic data. The table has columns for 'No Grade', 'Display', 'Average', 'GPA', 'No UGPA', 'UGPA', 'Pass', and 'Calc'. The data is organized by student, with each student's name in the first column and their corresponding academic data in the subsequent columns.

No Grade	Display	Average	GPA	No UGPA	UGPA	Pass	Calc
[Redacted]	No Grade	0	0	No UGPA	N	N	
[Redacted]	Display	Average	GPA	UGPA	Pass	Calc	
[Redacted]	No Grade	0	0	No UGPA	N	N	
[Redacted]	Display	Average	GPA	UGPA	Pass	Calc	
[Redacted]	No Grade	0	0	No UGPA	N	N	
[Redacted]	Display	Average	GPA	UGPA	Pass	Calc	
[Redacted]	No Grade	0	0	No UGPA	N	N	
[Redacted]	Display	Average	GPA	UGPA	Pass	Calc	
[Redacted]	No Grade	0	0	No UGPA	N	N	
[Redacted]	Display	Average	GPA	UGPA	Pass	Calc	

REPEAT FOR 1.2 ALL CLASSES

TWO OPTIONS TO PRINT

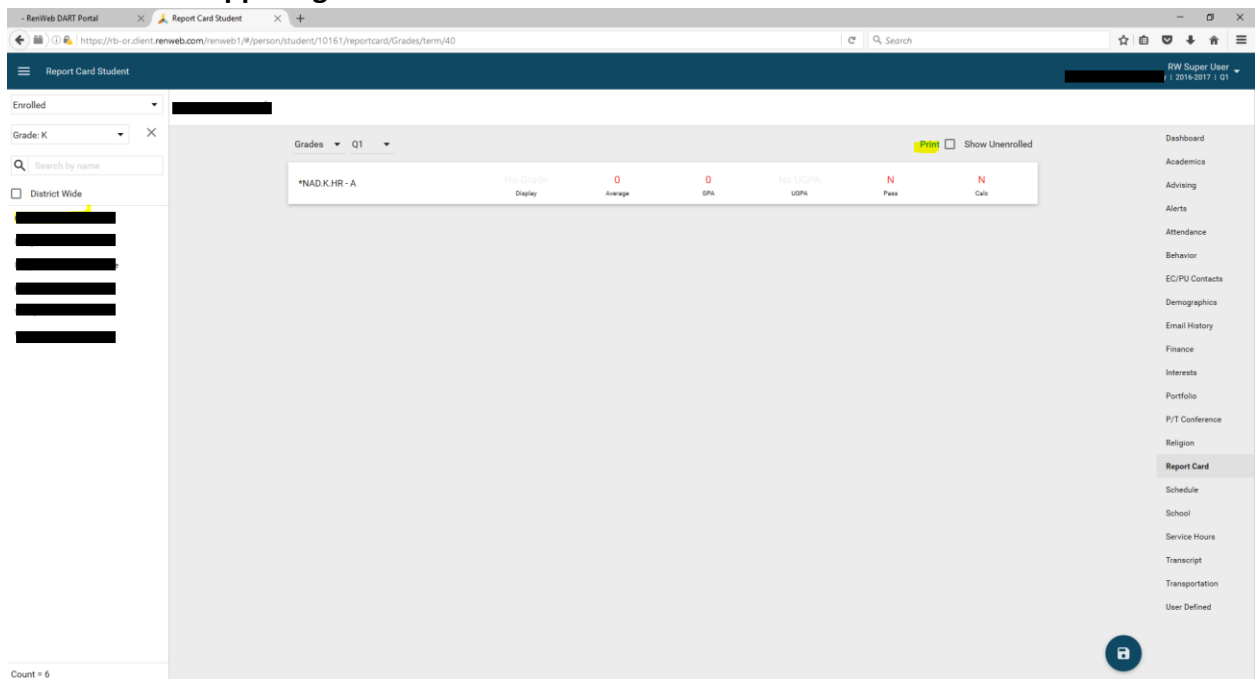
1. Main Menu

a. Report Card Student



b. Select a student

i. Print in upper right hand corner



2. Main Menu

- Report Manager
- Academics
- Report Card(Web)
- Select a grade
- Double arrow over all students from Selection List to Selected List
- Print

The screenshot displays the RenWeb DART Portal interface. The top navigation bar includes the RenWeb logo and a search bar. The left sidebar lists various modules, with 'Report Manager (beta)' highlighted. The main content area shows a table of student data with columns for Name, Display, Average, GPA, UGPA, Pass, and Calc. Below this, the 'Report Manager (beta)' window is open, showing a list of reports on the left, a 'Selection List' in the center, and a 'Selected List' on the right. The 'Selection List' contains 6 records, and the 'Selected List' is empty. The bottom of the window shows a 'Print' button and a 'Records: 6' indicator.

Name	Display	Average	GPA	UGPA	Pass	Calc
[Redacted]	No Display	0	0	No UGPA	N	N
[Redacted]	Display	Average	GPA	UGPA	Pass	Calc
[Redacted]	No Display	0	0	No UGPA	N	N
[Redacted]	Display	Average	GPA	UGPA	Pass	Calc
[Redacted]	No Display	0	0	No UGPA	N	N
[Redacted]	Display	Average	GPA	UGPA	Pass	Calc
[Redacted]	No Display	0	0	No UGPA	N	N
[Redacted]	Display	Average	GPA	UGPA	Pass	Calc

Report Manager (beta)

Category: 2016 Power Conference, ACCOUNTING, ACTIVITY LOGS, ADMINISTRATION, ADMISSIONS, ATTENDANCE, BEHAVIOR, CHILD CARE, CLASS, COURSE, CREATE A REPORT, CUSTOM, DIRECTORY, DONATE ONLINE, GRADE BOOK, LIBRARY, LUNCH, MEDICAL, PRODUCTS & SERVICES, SCHEDULES, STAFF, STUDENT, TRAINING & DOCUMENTATION, TRANSPORTATION

Reports: Citizenship Summary with Details, Class Roster Report Card Grades (Detailed), Course Objective Analysis, Elementary Final Grade Summary, Elementary Term Grade Summary, End of Year Labels (Final Grade)(Teacher)(Avery 5163), End of Year Labels (Semester Grades)(Avery 5163), End of Year Labels(Semester/Final)(Avery 5163), Grade Book - Assignment Transfer Configuration, Grade Book Failing Grades Report - Student, Grade Calculator, Grade Distribution by Teacher, Progress Report - Report Card (Web), **Report Card (Web)**, Report Card Grade Distribution by Course, Report Card Grade Distribution by Teacher, Report Card Grade Log - By Class, Report Card Grade Log - By Students, Student Archive Report, Student Performance Analysis, Transcripts

Year: 2016-2017, **Term:** Q1, **Status:** Enrolled, **Grade:** K




Selection List: 6 records

Selected List: 0 records

Print


G. Select Print

Report Card - Web

Print	Email	Archive
Print Report Cards 	Email Report Cards 	Archive Report Cards 

H. Select NAD 1-2SDA_Current.cfm for Template

Report Card - Web

Print	Email	Archive
Print Report Cards 	<div>Template: <input type="text" value="NAD/1-2SDA_Current.cfm"/></div> <div>Grade Level Override: <input type="text"/></div> <div>Message: <input type="text"/></div> <div>Print</div>	<input type="checkbox"/> Print archived report cards

DONE WITH 1 & 2 Grades